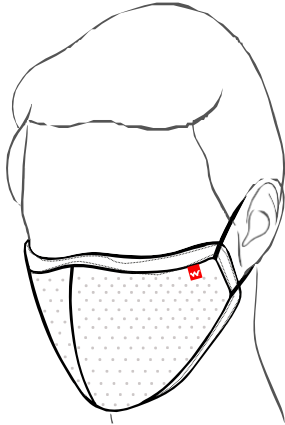




JOPASU SHIELD MASK

Reusable Outdoor Protection Mask
Anti-pollution | Anti-dust | Anti-bacterial

Jopasu Shield Mask



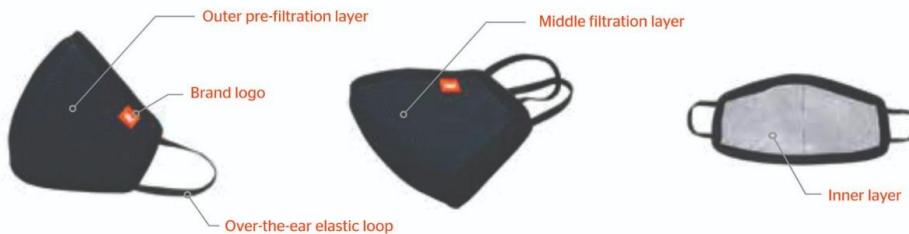
Engineered with 6-layered filtration system, JOPASU SHIELD MASK reusable protection mask is your perfect outdoor companion. This mask is reusable up to 30 gentle hand washes. Carefully designed for all weather conditions keeping breathability and comfort in mind, JOPASU SHIELD MASK reusable outdoor protection mask keeps you safe from dangerous microbes, pollutants, dust, particulate matter, smoke from vehicle exhausts, factories, bushfires, etc.

Colour : Black, Asorted
MRP: Rs.200 per piece



*Bacterial filtration efficiency
**Particle filtration efficiency

Product Images



Super soft edge binding finish for all-day comfort



Ingenious 2-panel design that fits faces of all shapes and sizes



Flexible over-the-ear elastic loop



Maximum face coverage

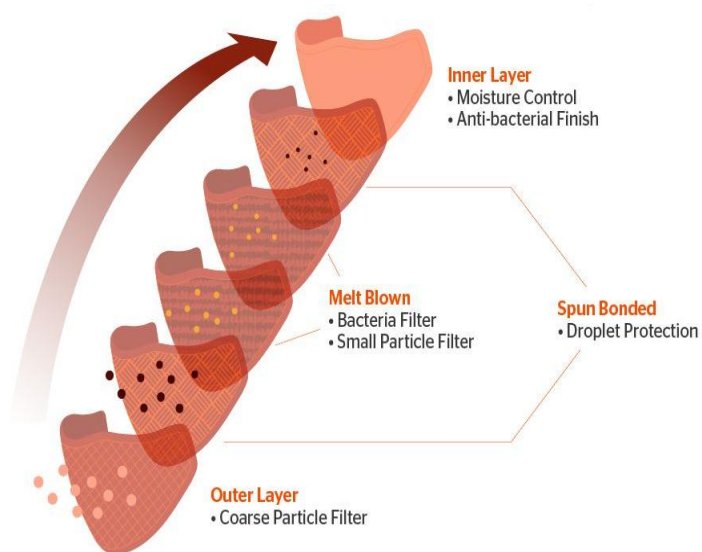


Anti-fogging adjustable nose clip to avoid leakage

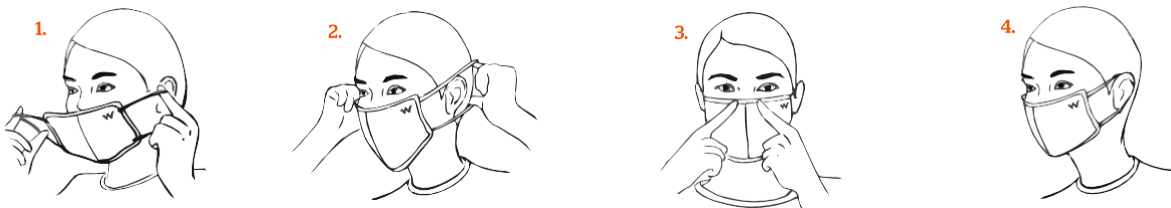
Features & Benefits

- Comfortable breathing
- Wider face coverage for maximum protection
- Innovative 2-panel design for universal fit
- Adjustable nose clip for enhanced protection
- Soft, elastic ear loops for extra comfort
- Minimal eyewear fogging
- Low heat buildup
- Convenient flat-fold design for easy storage
- Washable and reusable
- Value for money
- Engineered 6-Layer Triple Particle Filtration System
- Accommodates all facial movements

JOPASU SHIELD 6-Layer Triple Particle Filtration System



How to use



- Clean your hands with soap and water or sanitizer before touching the mask.
- Remove the mask from the box and make sure there are no obvious tears or holes in either side of the mask.
- The coloured part of the mask should be in front so hold the mask in your hand accordingly.
- Hold the mask by the ear loops. Place a loop around each ear.
- Mold or pinch the stiff edge to the shape of your nose.
- Pull the bottom of the mask over your mouth and chin.
- To remove the mask:- clean your hands with sanitizer, hold both the ear loops and gently lift and remove the mask.
- After removing the mask throw the mask in trash and clean your hands with sanitizer again.

Use Cases



Outdoor Walk



Travel & Commute



Biking




Cycling



Police, Traffic, Security & Delivery Personnel



Work



School

Precautions

- Change the mask if there is difficulty in breathing.
- Store the mask in a dry place and away from sunlight
- Wash after everyday use
- For individual use, not to be shared
- Mask needs to be discarded after 30 washes

Warning

- Usage instructions & precautions should be followed as recommended
- Improper usage of the mask may cause health risks.

Wash Care



Dip & Soak



Do Not Bleach



Do Not Tumble Dry



Do Not Iron



Do Not Dry Clean



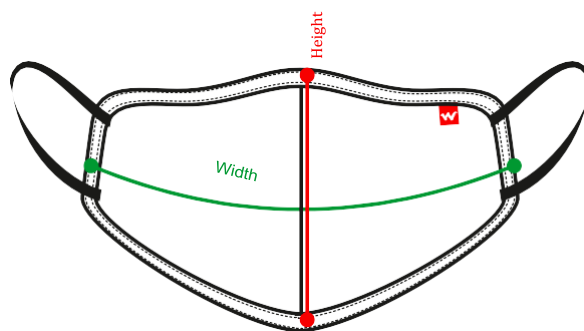
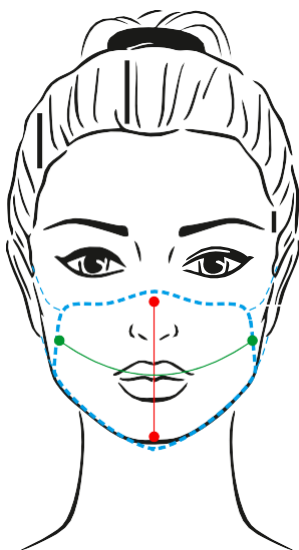
Do Not Wring



Drip Dry

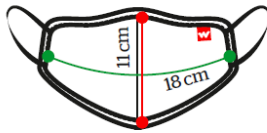
Size and Measurement

The right mask size is extremely crucial. Your weight can help in picking a mask of the right size. Use the guide below to find your fit.



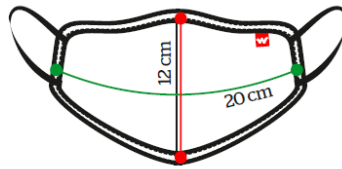
Unlike many other protective masks available in the market, JOPASU SHIELD MASK is designed for maximum face coverage. Measure the height from the bridge of your nose to under the chin and width from middle of one cheekbone to the other.

Small



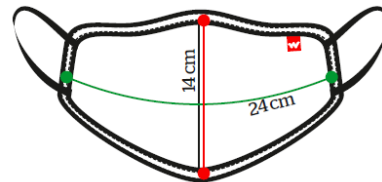
Size (WxH): 18cm x 11cm
Kids & Teens: 20 - 40Kg

Medium



Size (WxH): 20cm x 12cm
Adult: 40 - 70Kg

Large



Size (WxH): 24cm x 14cm
Adult: 70Kg+

The above sizes and body weight references are indicative and may vary from user to user.